



TURNBUCKLES

TURNBUCKLES





TURNBUCKLES TABLE OF CONTENTS

	Page
Bodies	1
Commercial Grade	2
Eye & Eye	3
Hook & Hook	4
Jaw & Jaw	5
Stub Ends	6
Locknuts	7

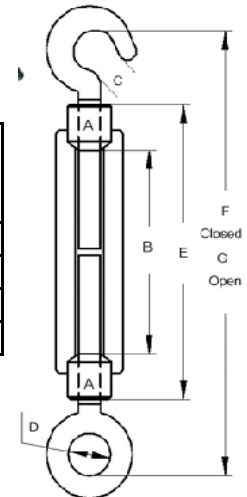


Commercial Grade Hook & Eye Turnbuckle

A robust and economical turnbuckle for a variety of uses



Commercial Grade							WLL lbs.	Weight lbs/pc	Product Code
Size		Dimension inches							
A	x B	C	D	E	F	G			
1/4	x 4	0.775	0.386	3.722	5.710	8.860	220	0.35	29985100
5/16	x 5	0.995	0.431	4.557	7.280	11.020	441	0.53	29985125
3/8	x 6	1.117	0.469	5.062	8.270	12.800	661	0.80	29985150
1/2	x 7-7/8	1.437	0.552	7.500	10.830	16.930	1,102	1.41	29985200



Forged Carbon Steel Body
 Hot Dipped Galvanized
 Thread M6-1

WARNING: NEVER EXCEED WORKING LOAD LIMITS !
 NEVER USE COMMERCIAL GRADE TURNBUCKLES FOR OVERHEAD LIFTING!
 Turnbuckles are designed for straight (in-line) pulls only!
 Do not re-use turnbuckles showing signs of deformation or damaged threads!

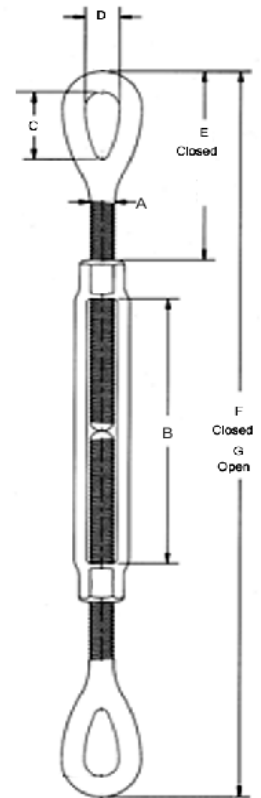


Forged Turnbuckles Eye & Eye with Locknuts

Meets the requirements of
US Fed. Spec. FF-T-791B Type 1, Form 1
(open body)



E & E Turnbuckles							WLL lbs.	Weight lbs/pc	Product Code
Size		Dimension inches							
A	x B	C	D	E	F	G			
3/8	x 6	1.12	0.53	2.52	11-7/8	18-1/8	1,200	0.75	292010241
1/2	x 6	1.44	0.72	3.23	13-5/16	20-15/16	2,200	1.50	292010321
1/2	x 9	1.44	0.72	3.23	16-5/16	26-15/16	2,200	1.75	292020321
1/2	x 12	1.44	0.72	3.23	19-5/16	32-15/16	2,200	2.18	292030321
5/8	x 6	1.75	0.88	3.90	15-1/2	22-15/16	3,500	2.63	292010401
5/8	x 9	1.75	0.88	3.90	18-1/2	28-15/16	3,500	3.00	292020401
5/8	x 12	1.75	0.88	3.90	21-1/2	34-15/16	3,500	3.25	292030401
3/4	x 6	2.09	1.00	4.69	17	25-1/8	5,200	3.75	292010481
3/4	x 9	2.09	1.00	4.69	20	30-1/8	5,200	4.50	292020481
3/4	x 12	2.09	1.00	4.69	23	37-1/8	5,200	5.75	292030481
3/4	x 18	2.09	1.00	4.69	29	49-1/8	5,200	7.00	292040481
7/8	x 12	2.38	1.25	5.10	24-5/8	38-9/16	7,200	8.30	292030561
7/8	x 18	2.38	1.25	5.10	30-5/8	50-9/16	7,200	10.25	292040561
1	x 12	3	1.44	6.36	26-5/8	41-15/16	10,000	11.25	292031001
1	x 18	3	1.44	6.36	32-5/8	53-3/4	10,000	14.00	292041001
1	x 24	3	1.44	6.36	38-5/8	65-3/4	10,000	17.00	292051001
1-1/4	x 12	3.56	1.81	7.72	29-7/8	45-1/16	15,200	19.00	292031161
1-1/4	x 18	3.56	1.81	7.72	35-7/8	57-1/16	15,200	24.10	292041161
1-1/2	x 12	4.06	2.12	8.62	32-3/8	48.00	21,400	27.00	292031321
1-1/2	x 18	4.06	2.12	8.62	38-3/8	60.00	21,400	31.20	292041321
1-1/2	x 24	4.06	2.12	8.62	44-3/8	72.00	21,400	37.50	292051321
2	x 24	5.75	2.52	13.09	51-3/4	79-3/16	37,000	85.25	292052001



Forged Carbon Steel
Hot Dipped Galvanized
Design Factor : Proof Load 2.5 : 1
 Ultimate Load 5 : 1

WARNING: NEVER EXCEED WORKING LOAD LIMITS !
Turnbuckles are designed for straight (in-line) pulls only!
Do not re-use turnbuckles showing signs of deformation or
damaged threads!

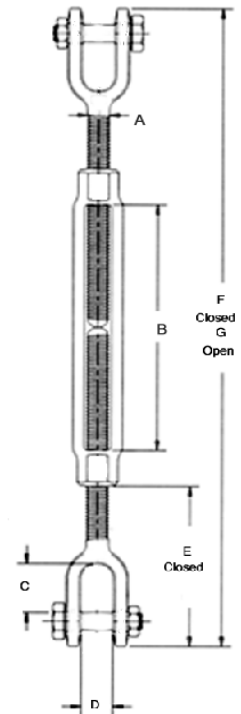


Forged Turnbuckles Jaw & Jaw with Locknuts

Meets the requirements of
 US Fed. Spec. FF-T-791B Type 1, Form 1
 (open body)



J & J Turnbuckles							WLL lbs.	Weight lbs/pc	Product Code
Size		Dimension inches							
A	x B	C	D	E	F	G			
3/8	x 6	0.88	0.50	2.11	11-3/8	17-3/8	1,200	0.75	292510241
1/2	x 6	1.06	0.63	2.75	13	20	2,200	1.50	292510321
1/2	x 9	1.06	0.63	2.75	16	26	2,200	1.75	292520321
1/2	x 12	1.06	0.63	2.75	19	32	2,200	2.18	292530321
5/8	x 6	1.31	0.75	3.50	14-7/8	22-1/8	3,500	2.63	292510401
5/8	x 9	1.31	0.75	3.50	17-7/8	28-1/8	3,500	3.00	292520401
5/8	x 12	1.31	0.75	3.50	20-7/8	34-1/8	3,500	3.25	292530401
3/4	x 6	1.50	0.94	4.17	16-9/16	24-3/32	5,200	3.75	292510481
3/4	x 9	1.50	0.94	4.17	29-9/16	30-3/32	5,200	4.50	292520481
3/4	x 12	1.50	0.94	4.17	22-9/16	36-3/32	5,200	5.75	292530481
3/4	x 18	1.50	0.94	4.17	28-9/16	48-3/32	5,200	7.00	292540481
7/8	x 12	1.75	1.13	4.85	24-1/2	38-1/16	7,200	8.30	292530561
7/8	x 18	1.75	1.13	4.85	30-1/2	50-1/16	7,200	10.25	292540561
1	x 12	2.06	1.19	5.54	26-1/16	40-1/16	10,000	11.25	292531001
1	x 18	2.06	1.19	5.54	32-1/16	52-1/16	10,000	14.00	292541001
1	x 24	2.06	1.19	5.54	38-1/16	64-1/16	10,000	17.00	292551001
1-1/4	x 12	2.81	1.75	7.21	29-9/16	44-3/32	15,200	19.00	292531161
1-1/4	x 18	2.81	1.75	7.21	35-9/16	56-3/32	15,200	24.10	292541161
1-1/2	x 12	2.81	2.06	7.87	31-1/2	46-1/2	21,400	27.00	292531321
1-1/2	x 18	2.81	2.06	7.87	37-1/2	58-1/2	21,400	31.20	292541321
1-1/2	x 24	2.81	2.06	7.87	43-1/2	70-1/2	21,400	37.50	292551321
2	x 24	3.75	2.50	11.86	52-3/4	76-3/4	37,000	85.25	292552001



Forged Carbon Steel
 Hot Dipped Galvanized
 Design Factor : Proof Load 2.5 : 1
 Ultimate Load 5 : 1

WARNING: NEVER EXCEED WORKING LOAD LIMITS !
 Turnbuckles are designed for straight (in-line) pulls only!
 Do not re-use turnbuckles showing signs of deformation or
 damaged threads!

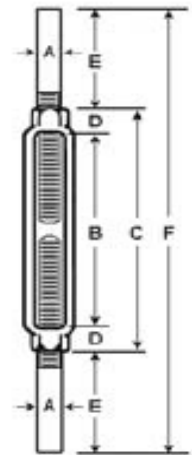


Forged Stub End Turnbuckles

Meets the requirements of
 US Fed. Spec. FF-T-791B Type 1, Form 1
 (open body)



Turnbuckle Bodies					WLL Lbs	Weight lbs/pc	Product Code
Size	Dimensions in inches						
A x B	C	D	E	F			
3/8 x 6"	7.13	0.56	4.44	16.00	1,200	0.70	29261024
1/2 x 6"	7.50	0.75	4.25	16.00	2,200	1.40	29261032
5/8 x 6"	7.88	0.94	4.06	16.00	3,500	2.00	29261040
3/4 x 6"	8.25	1.13	4.38	17.00	5,200	3.25	29261048
7/8 x 6"	8.63	1.31	4.69	18.00	7,200	4.50	29261056
1 x 6"	9.00	1.50	5.00	19.00	10,000	6.30	29261100



Forged Carbon Steel
 Self Coloured/Galvanized
 Design Factor : Proof Load 2.5 : 1
 Ultimate Load 5 : 1

WARNING: NEVER EXCEED WORKING LOAD LIMITS !
 Turnbuckles are designed for straight (in-line) pulls only!
 Do not re-use turnbuckles showing signs of deformation or
 damaged threads!

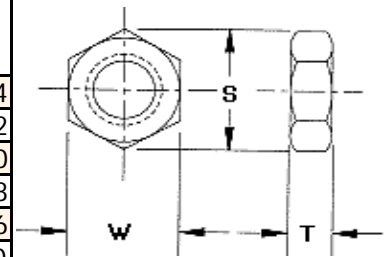


Lock Nuts

Lock nuts, also referred to as jam nuts, are typically 2/3 of the thickness of its respective hex nut series counterpart. Locknuts are tightened against the turnbuckle body to ensure that the turnbuckle does not loosen under tension.



Turnbuckle Size	Dimensions in inches			Thread Diameter	Weight lbs/pair	Product Code
	W	S	T			
3/8"	0.56	0.64	0.22	3/8"	0.02	29272024
1/2"	0.75	0.86	0.31	1/2"	0.06	29272032
5/8"	0.94	1.06	0.38	5/8"	0.11	29272040
3/4"	1.13	1.26	0.42	3/4"	0.15	29272048
7/8"	1.31	1.50	0.48	7/8"	0.22	29272056
1"	1.50	1.69	0.55	1"	0.40	29272100
1-1/4"	1.50	1.69	0.55	1-1/4"	0.79	29272016



Supplied in pairs:
 1 right hand painted Orange
 1 left hand painted Yellow

Do not over tighten locknuts during installation.

WARNING Lock Nuts do not have an established load rating and are meant to serve as a locking device only.