

INDUSTRIAL CATALOGUE
VANCOUVER



VANGUARD STEEL LTD.

2016

LINKS





LINKS

TABLE OF CONTENTS

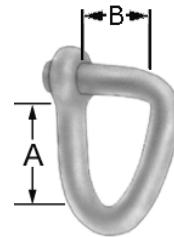
	Page
Cold Shuts	1
Lap Links	2
Master Links	3
Pear Shaped Snap Links	4
Pear Shaped Weldless Links	5
Quick links	6
'S' Hooks	7
Twin Links (Double Clevis)	8

Cold Shuts

The most inexpensive method of repairing or connecting chain.
Mild Steel - Electro Galvanized.



Cold Shuts		Dimension Inches		Weight lbs/pc	WLL (lbs)	Product Code
Size		A	B			
3/16"		0.890	0.830	0.03	450	29170012
1/4"		1.313	0.375	0.06	750	29170016
5/16"		1.430	0.410	0.10	1,250	29170020
3/8"		1.250	0.625	0.18	1,900	29170024
7/16"		1.375	1.250	0.26	2,650	29170028
1/2"		1.600	1.250	0.38	3,500	29170032



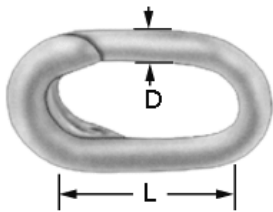
Design Factor: 4 : 1

- *When using cold shuts with chain, use one size larger than the chain size.
- *With a hammer, drive the open end through the cold shut eye andpeen the extended end to prevent opening
- *Cold shuts should not be reused after closure has been made.

WARNING : NEVER EXCEED WORKING LOAD LIMITS OF CHAIN OR COMPONENTS!
DO NOT USE for overhead lifting or hoisting
DO NOT USE if the chain or component are visibly distorted or worn.

Lap links

For quick permanent repair of chain.
Cold drawn Mild Steel - Electro Galvanized or Ungalvanized.



Lap Links		WLL (lbs)	Weight lbs/pc	Product Code
D	L			
3/16"	1"	240	0.03	29161210
1/4"	2"	400	0.04	29161620
5/16"	2"	950	0.17	29162020
3/8"	2"	1,250	0.26	29162420
1/2"	2-1/2"	1,525	0.53	29163225
5/8" *	2-1/2"	1,000	0.81	29164025

* Side opening

Design Factor: 4 : 1

- * For use in connecting low carbon chain of equal or lower working limits.
- * Thread onto the link and the link is flattened.
- * Link must be closed before using.

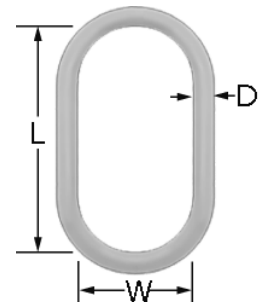
WARNING : NEVER EXCEED WORKING LOAD LIMITS OF CHAIN OR COMPONENTS!
DO NOT USE for overhead lifting or hoisting
DO NOT USE if the chain or component are visibly distorted or worn.

Weldless Alloy Master Links

Alloy Steel
Quenched and Tempered



Master Links			WLL (lbs)	Weight lbs/pc	Product Code	
Size	Inside					
Size	W	L	D			
1/2	2-1/2"	5"	1/2"	4,100	0.89	39320032
5/8	3"	6"	5/8"	5,500	1.63	39320040
3/4	2-3/4"	5-1/2"	3/4"	8,600	2.25	39320048
1	3-1/2"	7"	1"	20,300	5.00	39320100
1-1/4	4-3/8"	8-3/4"	1-1/4"	29,300	9.75	39320116
1-1/2	5-1/4"	10-1/2"	1-1/2"	39,900	17.12	39320132
1-3/4	6"	12"	1-3/4"	52100	26.12	39320148

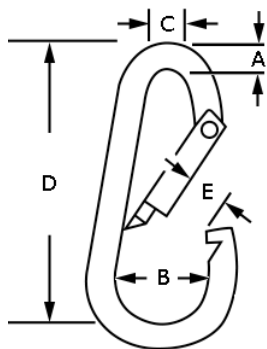


Proof Load : 2 time Working Load limit
Ultimate Load: 6 times the Working Load Limit

WARNING : NEVER EXCEED WORKING LOAD LIMITS!

Pear Shaped Snap Hooks

All purpose hook
Cold drawn Mild Steel - Electro Galvanized



Snap Hooks		Dimension Inches					WLL (lbs)	Weight lbs/pc	Product Code
Size	A	B	C	D	E				
1/8"	0.154	0.437	0.230	1.602	0.489	200	0.02	29181008	
3/16"	0.197	0.591	0.315	1.969	0.236	220	0.06	29181012	
1/4"	0.225	0.673	0.365	2.380	0.229	260	0.08	29181016	
5/16"	0.305	0.932	0.497	3.107	0.854	500	0.14	29181020	
3/8"	0.381	1.198	0.625	3.939	0.536	770	0.29	29181024	
1/2"	0.456	1.694	0.699	5.490	1.651	1,400	0.72	29181032	

WLL Stamped on each hook
Breaking Strength: 2 times Working Load Limit

WARNING :

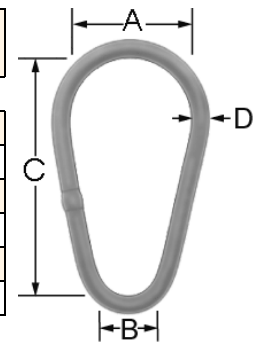
NEVER EXCEED WORKING LOAD LIMIT (WLL)
DO NOT USE for overhead lifting, to support human weight, for playground or athletic equipment, or as a safety device.
DO NOT USE if visibly distorted or worn.
Misuse can result in serious bodily injury or property damage.

Weldless Pear Links

Alloy Steel
 Quenched and Tempered
 Hot Dip Galvanized



Pear Links		Dimensions (inches)			WLL (lbs)	Weight lbs/pc	Product Code
Size	A	B	C	D			
3/8"	1.50	0.75	2.25	3/8	1,800	0.23	39321024
1/2"	2.00	1.00	3.00	1/2	7,000	0.51	39321032
5/8"	2.50	1.25	3.75	5/8	9,000	1.10	39321040
3/4"	2.75	1.38	4.50	3/4	12,300	2.00	39321048
7/8"	3.50	1.75	5.25	7/8	14,000	2.70	39321056
1"	3.75	1.88	6.00	1	24,360	4.60	39321100

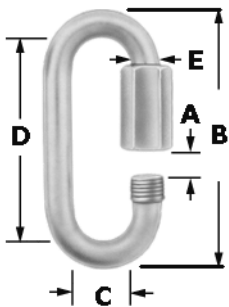


Proof Load : 2 time Working Load limit
 Ultimate Load: 6 times the Working Load Limit

WARNING: PROOF LOADING IS MANDATORY FOR THESE PEARLINKS
 WHEN USED ON ANY OVERHEAD LIFTING APPARATUS!
 NEVER EXCEED WORKING LOAD LIMITS!

Quick Links

All purpose connector, attaching quickly without tools.
Cold drawn Mild Steel - Electro Galvanized.



Quick Links		Dimension Inches					WLL (lbs)	Weight lbs/pc	Product Code
Size	A	B	C	D	E				
1/8"	0.210	1.444	0.383	1.171	0.133	220	0.02	29180008	
3/16"	0.256	1.929	0.512	1.535	0.197	660	0.05	29180012	
1/4"	0.295	2.244	0.550	1.772	0.236	880	0.08	29180016	
5/16"	0.426	2.951	0.635	2.353	0.300	1,760	0.18	29180020	
3/8"	0.473	3.228	0.709	2.551	0.354	2,200	0.23	29180024	
7/16"	0.520	3.642	0.787	2.882	0.395	2,600	0.32	29180028	
1/2"	0.571	4.134	0.925	3.189	0.472	3,300	0.52	29180032	

WLL Stamped on each hook.

Breaking Strength: 2 times Working Load Limit.

Make two into one with this easy connector, requiring no tools.

Use with chains of equal or lower working load limit.

WARNING :

NEVER EXCEED WORKING LOAD LIMIT (WLL)

DO NOT USE for overhead lifting, to support human weight, for playground or athletic equipment, or as a safety device.

DO NOT USE if visibly distorted or worn.

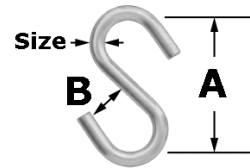
Misuse can result in serious bodily injury or property damage.

'S' HOOKS

For attaching accessories to chain.
Low Carbon steel - Electro Galvanized.



S Hook	Over all		Weight lbs/pc	Product Code
	A	B		
Size (mm)	Length	Opening		
3 x 25	1"	1/8"	0.02	29300030
4 x 37	1-3/8"	5/32"	0.05	29300040
5 x 45	1-5/8"	3/16"	0.08	29300050
6 x 55	2-1/8"	1/4"	0.18	29300060
8 x 76	3-1/4"	5/16"	0.23	29300080
10 x 103	4"	3/8"	0.32	29300100



After engaging chain, close the "S' hook to prevent disengagement.

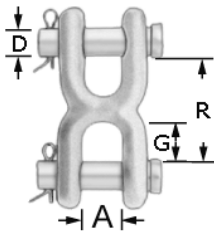
WARNING : NEVER EXCEED WORKING LOAD LIMITS OF CHAIN OR COMPONENTS!
DO NOT USE for overhead lifting or hoisting
DO NOT USE if the chain or component are visibly distorted or worn.

Twin Clevis Links

For use with Grade 70 or lower grade chains only.

Body: Heat Treated Carbon Steel

Pins: Quenched and Tempered Alloy Steel



Twin Links	Dimensions Inches				Weight lbs/pc	WLL (lbs)	Product Code
	A	R	D	G			
1/4 - 5/16"	0.439	1.236	0.383	0.461	0.31	4,700	39365020
3/8"	0.516	1.379	0.467	0.502	0.54	6,600	39365024
1/2"	0.647	1.724	0.568	0.612	1.18	11,250	39365032

Ultimate load: 4 time Working Load Limit
 Standard Finish Black body, yellow chromated pins

WARNING : NEVER EXCEED WORKING LOAD LIMITS OF CHAIN OR COMPONENTS!
 DO NOT USE for overhead lifting or hoisting
 DO NOT USE if the chain or component are visibly distorted or worn.



General Warnings

All Vanguard rigging products are sold with the express understanding that both the purchaser and the end user are thoroughly familiar with the safe, proper and acceptable applications of the products.

It is the responsibility of the end user to establish proper safety programs and to provide thorough training for all personnel prior to use. The training programs must meet any federal/provincial/state/local code requirements, existing plant/site safety rules and regulations, and all instructions provided in the applicable section of this catalogue.

Product failure can occur due to abuse, misapplication, lack of maintenance, use by unqualified personnel and improper inspection prior to use. **Any failure of rigging products may result in property damage, personal injury and even death!!!!**

Standards

There are numerous government and industrial standards that cover rigging products. This catalogue makes no attempt to reference all of them; it references to the standards that are most frequently asked about.

Working Load Limit (WLL) – Safe Working Load (SWL)

The Working Load Limits shown in this catalogue are applicable to products that are new or “in as new” condition. The Working Load Limits ratings refer to the maximum amount of force or load that the rigging product can carry under normal working/environmental conditions. The Working Load Limits and Design Factor can be affected by wear, misuse, overloading, shock loading, side loading, corrosion, deformation, product alteration and other use conditions. Inspection of rigging products prior to use is required to determine whether the product continues to meet the assigned WLL provided in this catalogue, should be used at a reduced rating or removed from service.

The WLL rating must never be exceeded!!!!



General information disclaimer

The contents contained in this publication are for general information only.

Although every effort has been made to assure the accuracy of the information at time of print, persons who use the Catalog should note that ratings, laws, rules, and policies change from time to time and that these changes may alter the information contained in this publication.

Vanguard Steel Ltd. assumes no liability for Catalog errors or omissions.

It is the responsibility of each person who uses this Catalog to ascertain current information that pertains to the individual lifting program, particularly with regard to satisfactory safety compliance requirements. Check your Provincial and Local safety standards before any operation or lift is attempted.

It is the responsibility of the person/operator to frequently search for updated reference information.

Do not use lesser than matching Grade components for any lifting application !

Do not use Slings, Chains or Accessories with signs of wear or deformation !

Inspections - Each day before being used, the sling and all fastenings and attachments shall be inspected for damage or defects by a competent person designated by the employer. Additional inspections shall be performed during sling use where service conditions warrant. Damaged or defective slings shall be immediately removed from service.

Five Locations to Serve You

Toronto
Head Office
2160 Meadowpine Blvd.
Mississauga, Ontario
L5N 6H6
Phone (905) 821-1100
Fax (905) 821-2024



Montreal
2205 de l'Aviation
Dorval, Quebec
H9P 2X6
Phone (514) 685-1515
Fax (514) 685-1516



Winnipeg
190 Omands Creek Blvd.
Winnipeg, Manitoba
R2R 1V7
Phone (204) 694-2259
Fax (204) 633-7230



Edmonton
7606 McIntyre Road, N.W.
Edmonton, Alberta
T6E 6Z1
Phone (780) 466-1115
Fax (780) 469-4545



Vancouver
7880 Fraser Park Drive
Burnaby, BC
V5J 5L8
Phone (604) 294-3191
Fax (604) 294-8845





VANGUARD STEEL LTD.

www.vanguardsteelvancouver.com
www.vanguardsteel.com